

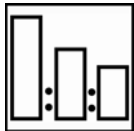
# Autoclear® Plus HS

FOR PROFESSIONAL USE ONLY

## Description

High-build, two-component clearcoat designed for universal application and optimal appearance for both Autowave and Autobase Plus 2-and 3 coat systems which secures excellent flow and gloss.

This product is not for sale to Vehicle Refinishers in the EU, who need to comply to the Directive 2004/42/EC



100 Autoclear Plus HS  
50 P Hardeners  
10 Plus Reducers



Use Sikkens measuring stick  
No. 3 Blue

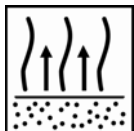


Spray gun set-up:  
1.2-1.4 mm

Application pressure:  
1.7-2.2 bar at the air inlet  
HVLP max 0.6-0.7 bar at the air cap



2 x 1 coat  
First apply a medium closed coat, next apply a full coat after indicated flash off time



Between coats  
5-10 minutes at 20°C  
Reducer selection according temperature

Before curing  
5-10 minutes at 20°C  
Flash-off time depending on oven type



Product selection	20°C	60°C
P15 Hardener	4 hours	15 minutes
P25 Hardener	6 hours	35 minutes
P35 Hardener	10 hours	45 minutes
P45 Hardener	10 hours	45 minutes



Use suitable respiratory protection  
Akzo Nobel Car Refinishes recommends the use of a fresh air supply respirator.

Read complete TDS for detailed product information



# Autoclear® Plus HS

FOR PROFESSIONAL USE ONLY

## Description

High-build, two-pack clearcoat designed for universal application and optimal appearance in Autowave and Autobase 2-and 3 coat systems. Excellent flow and gloss.

## Product and additives

Autoclear Plus HS

**Hardener** P15 Hardener; spot and panel repairs at 20°C-25°C  
P25 Hardener; spot and panel repairs at 20°C-30°C  
P35 Hardener; larger areas and overall refinishing at 20°C-40°C  
P45 Hardener; larger areas and overall refinishing above 40°C

**Plus Reducers** Plus Reducer Fast; spot and panel repairs, temperature range: 15°C-25°C.  
Plus Reducer Medium; spot and panel repairs and large areas, temperature range: 20°C-30°C.  
Plus Reducer Slow; larger areas and complete paint jobs, temperature range: 25°C-35°C.  
Plus Reducer Extra Slow; to use in extremely hot temperatures, temperature range: above 35°C.

**Additives** Autoclear Mat; a matt clearcoat finish to create different clearcoat gloss levels (TDS 5.5.1)  
Elast-O-Actif; to elasticize Autoclear Plus HS making it suitable for plastic parts. See S8.06.03c

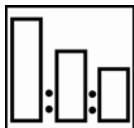
## Basic raw materials

Autoclear Plus HS: Acrylic and polyester resins  
P Hardener: Poly-isocyanate resins

## Suitable substrates

Autobase Plus; after a minimum flash off time of 15 minutes at 20°C  
Autobase Classic; after a minimum flash off time of 15 minutes at 20°C  
Autowave; after a minimum flash off time of 15 minutes at 25°C

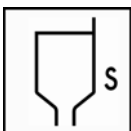
## Mixing



**Standard systems**  
100 Autoclear Plus HS  
50 P Hardeners  
10 Plus Reducers

Use measuring stick No. 3 Purple.

## Viscosity



15-18 seconds – DIN Cup 4 at 20°C.

## Spray gun set-up / application pressure



**Spray gun**  
Gravity feed

**Fluid tip – set-up**  
1.2-1.4 mm

**Application pressure**  
1.7-2.2 bar at the spray gun air inlet  
HVLP max 0.6-0.7 bar at the air cap

# Autoclear® Plus HS

FOR PROFESSIONAL USE ONLY

## Application process & blending



Apply a medium closed coat, allowing for a 5-10 minutes flash-off time at 20°C.

Next, apply a full coat, allowing for a 5-10 minutes flash-off time at 20°C before baking.

- Flash-off between coats; in case of application to larger areas, flash off between coats is minimal.
- Recoatable with itself after full drying cycle, sanding becomes necessary after 24 hours
- For blending (spot repair and panel blends), see TDS S8.01.01.
- *When sanding and heavy polishing is required, a third coat may be applied after the stated flash-off times at 20°C.*

## Pot-life

P15 Hardener	3 hours	at 20°C
P25 Hardener	4 hours	at 20°C
P35 Hardener	6 hours	at 20°C
P45 Hardener	7 hours	at 20°C

## Drying times

Allow for a minimum of 5 minutes flash-off time at 20°C before moving the car into a pre-heated drying oven (booth) at 60°C. All drying times relate to standard application and object temperature.

*Consider the time required for the spraybooth to reach an acceptable air temperature to enable the heat transfer of 60°C to the object.*



	P15 Hardener	P25 Hardener	P35 Hardener	P45 Hardener
--	--------------	--------------	--------------	--------------

20°C	Dust dry	15 minutes	45 minutes	45 minutes	45 minutes
	Dry to handle*	4 hours	6 hours	10 hours	10 hours

60°C	Dust dry	5 minutes	5 minutes	10 minutes	10 minutes
	Dry to handle*	15 minutes	35 minutes	45 minutes	45 minutes



Dry to handle after approximately 10 minutes.

Allow 5 minutes flash off prior to infra red curing

The panel must not reach a temperature above 100°C while curing.

*For additional infra red drying information; see TDS S9.01.01*



# Autoclear® Plus HS

FOR PROFESSIONAL USE ONLY

## Polishability



Dust and minor imperfections can be polished out after the stated air-dry times have been reached, or after a full bake at 60°C object temperature, followed by a cool down of the object to ambient temperature. Carefully sand out dust particles and restore the surface according polishing recommendations.  
*Ready to polish approximately 1 hour after cool down to ambient temperature.*

## Film thickness

	µm	
By using the recommended application (2 coats)	60-80	

## Theoretical Coverage

The theoretical material usage at 1 µm dry film thickness is:	377 m <sup>2</sup> /liter	
---	---------------------------	--

## Cleaning of equipment

Sikkens Solvents or solvent borne guncleaners

## Product storage

Product shelf-life is determined when products are stored unopened at 20°C.  
Avoid extreme temperature fluctuation.  
o *Product shelf life data see TDS S9.01.02*

**AkzoNobel Car Refinish bv.**  
**Address: Rijksweg 31, PO Box 3, 2170 BA Sassenheim**  
**Tel: +31(0)71308-6944**

## FOR PROFESSIONAL USE ONLY

**IMPORTANT NOTE** The information in this data sheet is not intended to be exhaustive and is based on the present state of our knowledge and on current laws: any person using the product for any purpose other than that specifically recommended in the technical data sheet without first obtaining written confirmation from us as to the suitability of the product for the intended purpose does so at his own risk. It is always the responsibility of the user to take all necessary steps to fulfill the demands set out in the local rules and legislation. Always read the Material Data Sheet and the Technical Data Sheet for this product if available. All advice we give or any statement made about the product by us (whether in this data sheet or otherwise) is correct to the best of our knowledge but we have no control over the quality or the condition of the substrate or the many factors affecting the use and application of the product. Therefore, unless we specifically agree in writing otherwise, we do not accept any liability whatsoever for the performance of the product or for any loss or damage arising out of the use of the product. All products supplied and technical advices given are subject to our standard terms and conditions of sale. You should request a copy of this document and review it carefully. The information contained in this data sheet is subject to modification from time to time in the light of experience and our policy of continuous development. It is the user's responsibility to verify that this data sheet is current prior to using the product.

Coatings brand names mentioned in this data sheet are trademarks of or are licensed to AkzoNobel.

### Head Office

AkzoNobel Car Refinishes B.V., PO Box 3 2170 BA Sassenheim, The Netherlands. [www.sikkenscr.com](http://www.sikkenscr.com)

